

A young child with light brown hair, wearing a dark blue and grey hoodie, is crouching on a sandy beach. The child is surrounded by several bright yellow starfish. The beach is wide and sandy, with gentle waves in the background under a bright blue sky with scattered white clouds. The horizon line is visible in the distance.

# Croatia – 28<sup>th</sup> Member of the EU Implications for Future Funding

Opatija,  
May 17, 2013

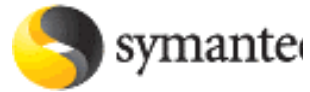
A.D. Turkic

**SCHUMAN**  
ASSOCIATES


# Who we are

Some of our clients:

- A Brussels-based, independent European consultancy with more than 20 years' experience in the heart of the EU.
- A multilingual, multinational team of consultants located in Brussels, Dublin, Milan, Madrid, Sofia and Amsterdam with partners in the US and Asia.
- Work with corporate clients to understand EU labyrinth, dynamic visibility and to get EU funds.



**Microsoft®**



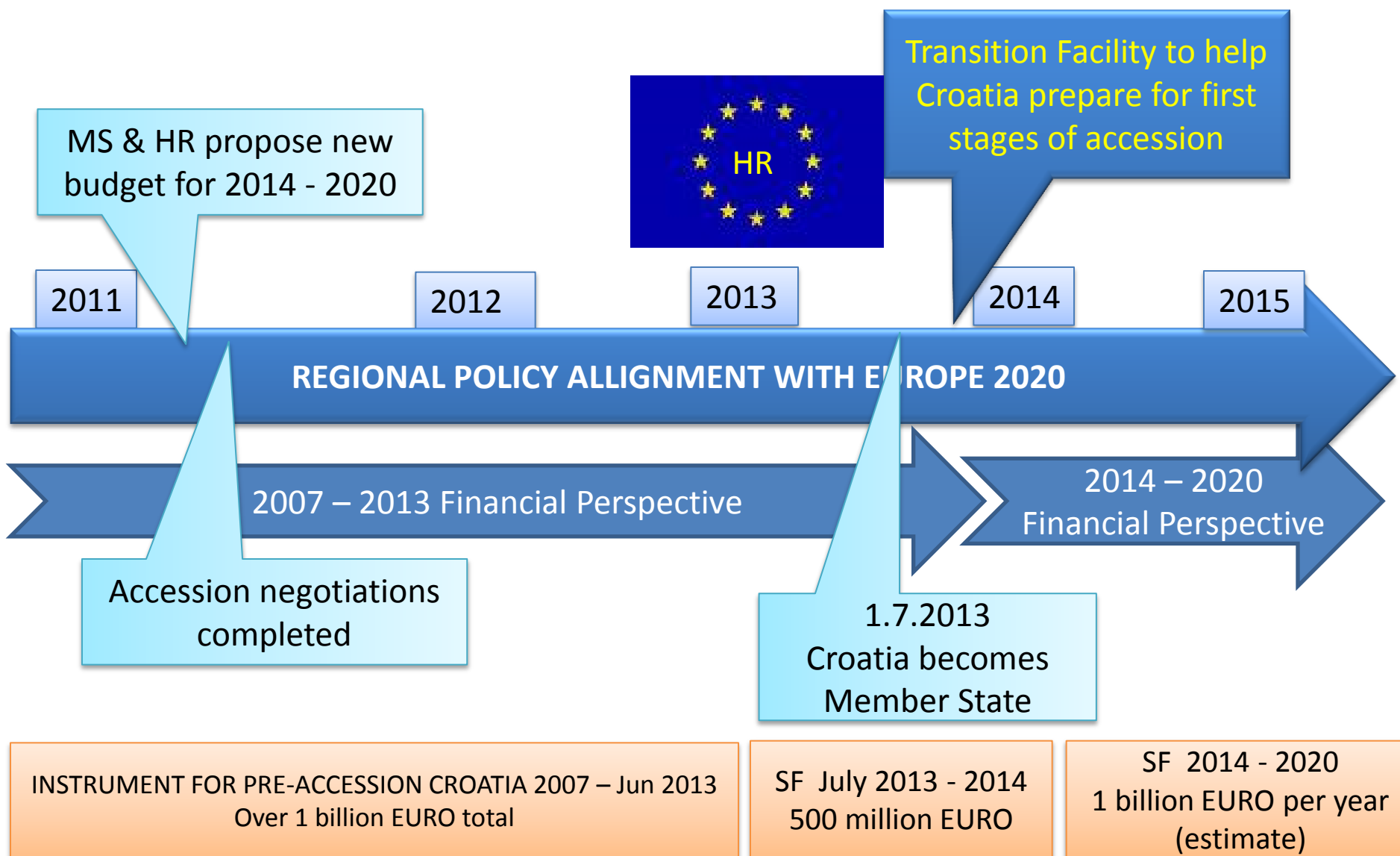
ANTI-MONEY LAUNDERING EUROPE



**MOTOROLA**



REPUBLIC OF LITHUANIA  
MINISTRY OF THE INTERIOR





# INDICATIVE BUDGETS 2014-2020

## STRUCTURAL AND INVESTMENT FUNDS

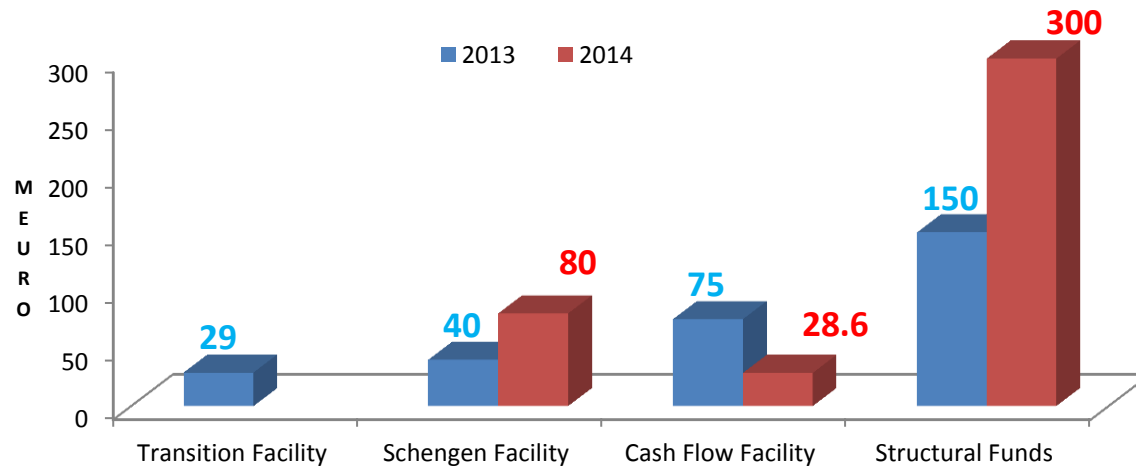
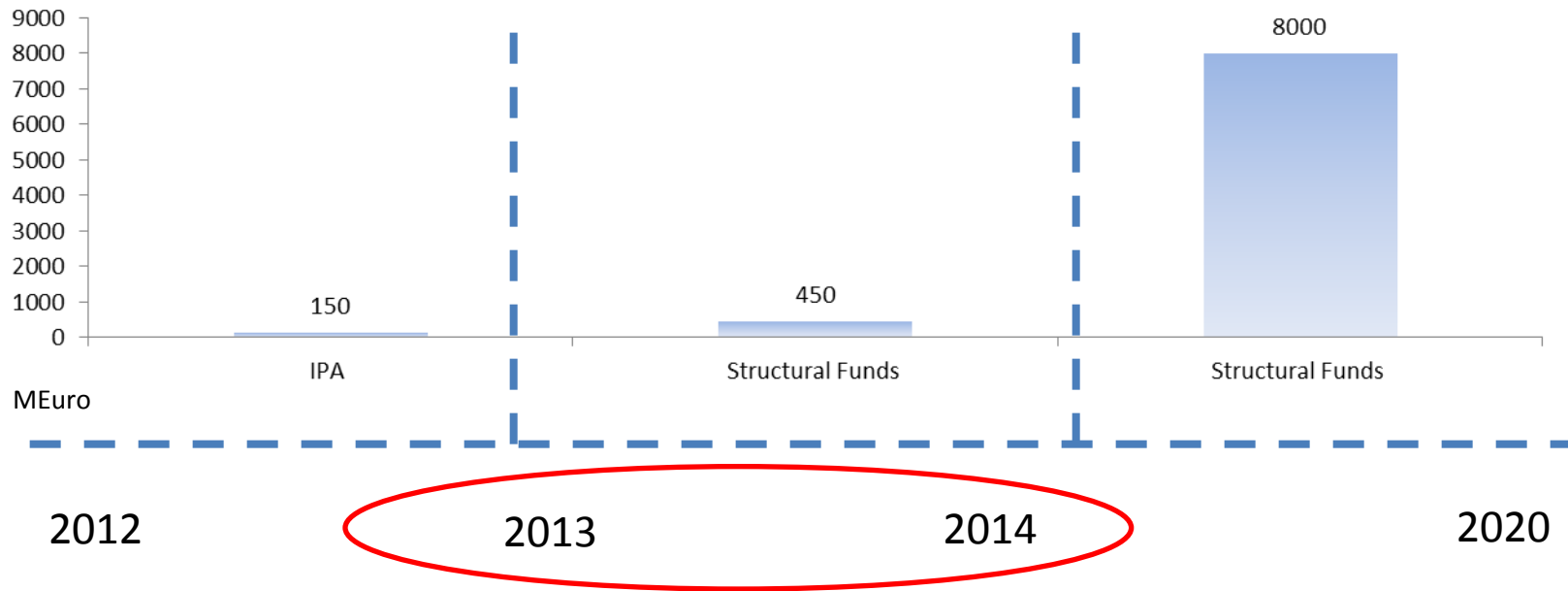
EU MEMBER STATE	2014-2020 ALLOCATION (BEUR)
POLAND	72,8
ITALY	31,3
SPAIN	25
ROMANIA	21,8
PORTUGAL	20,5
HUNGARY	20,2
CZECH REPUBLIC	18,9
GERMANY	17,3
GREECE	15,9
FRANCE	13,5
SLOVAKIA	12,9
UNITED KINGDOM	9,7
<b>CROATIA</b>	<b>8,1</b>
BULGARIA	7,1

EU MEMBER STATE	2014-2020 ALLOCATION (BEUR)
LITHUANIA	6,4
LATVIA	4,2
ESTONIA	3,3
SLOVENIA	2,7
SWEDEN	1,9
BELGIUM	1,9
NETHERLANDS	1,4
AUSTRIA	1,2
FINLAND	1,2
IRELAND	0,9
MALTA	0,8
CYPRUS	0,5
DENMARK	0,5
LUXEMBURG	0,5

## IPA II 2014-2020

2014	2015	2016	2017	2018	2019	2020	2014- 2020
1898.0	1935.9	1974.6	2014.1	2054.4	2095.5	2137.4	14110.1

# EU funding overview Croatia





# Funding overview Croatia

2012-2013 **Instrument for Pre-Accession**  
Budget: 150 MEUR

**Transition Facility** : Budget for 2013 is 29 MEUR

OPEN

2013-2014 **Structural Funds**  
Budget: 450 MEUR

OPEN

**Schengen Facility**: budget for 2013: 40 MEUR and for 2014 : 80 MEUR

OPEN

2014 - 2020 **Structural Funds**  
Budget: 8 BEUR

**Cash-flow Facility**: 75 MEUR will be made available to Croatia in 2013, and EUR 28.6 in 2014 to mitigate the impact of the full application immediately after accession of the acquis governing the contributions made by Member States to the EU budget

2015 – 2020: **Internal Borders Fund**  
Budget: 53 MEUR



## CENTRALISED MANAGEMENT

22% of the EU budget

### EU Programmes



Croatia participates  
in 17 EU Programmes



## DECENTRALISED MANAGEMENT

78% of the EU BUDGET

### Structural Funds CAP subsidies

Croatia already  
structure in place,  
preparing OPs' >  
budgets yet to be  
determined

### EU External Aid

Croatia is eligible for  
5 IPA components up  
until accession

# OPERATIONAL PROGRAMMES CROATIA

Now and after accession



## IPA

2007 - 2013

Environment OP

Transport OP

Regional Competitiveness OP

Human Resources  
Development OP



## STRUCTURAL FUNDS

2013-2020

Environment and Energy OP

Transport OP

Regional Competitiveness OP

Human Resources  
Development OP

## IPA

BRUSSELS BASED – DECISION MAKERS

Yearly project cycle  
EC driven > Distributor is a stakeholder

Pre-defined pipeline and budgets

CLIENT (EC) ≠ BENEFICIARY

One client  
Limited number of beneficiaries

Working Language: ENGLISH

## Structural Funds

BRUSSELS BASED – DECISION MAKERS

NATIONAL DECISION MAKERS

Two project cycles:  
Seven year EC driven > Distributor is not a stakeholder  
National driven > Distributor is a stakeholders

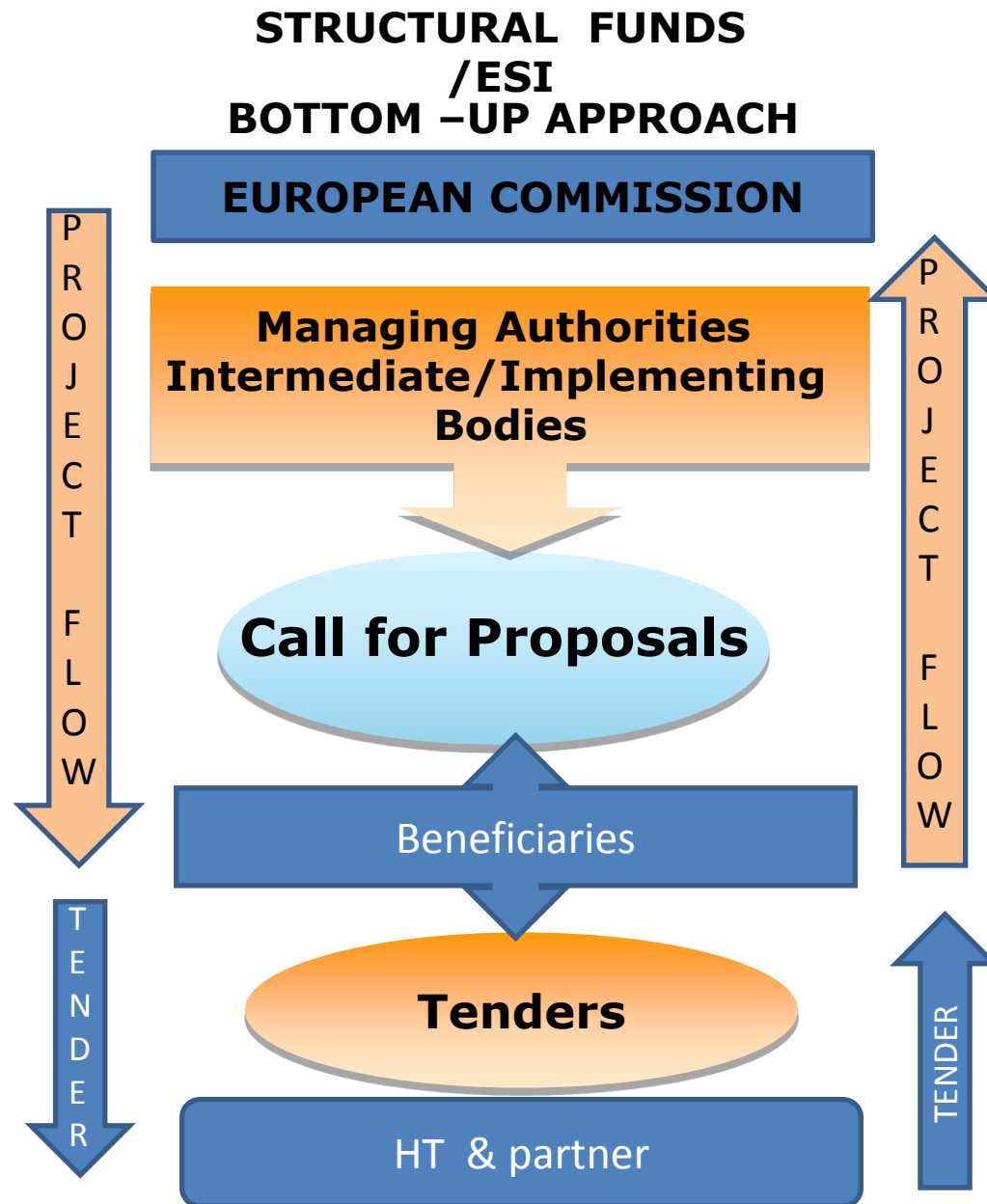
No pre-defined pipeline

CLIENT (EC) = BENEFICIARY

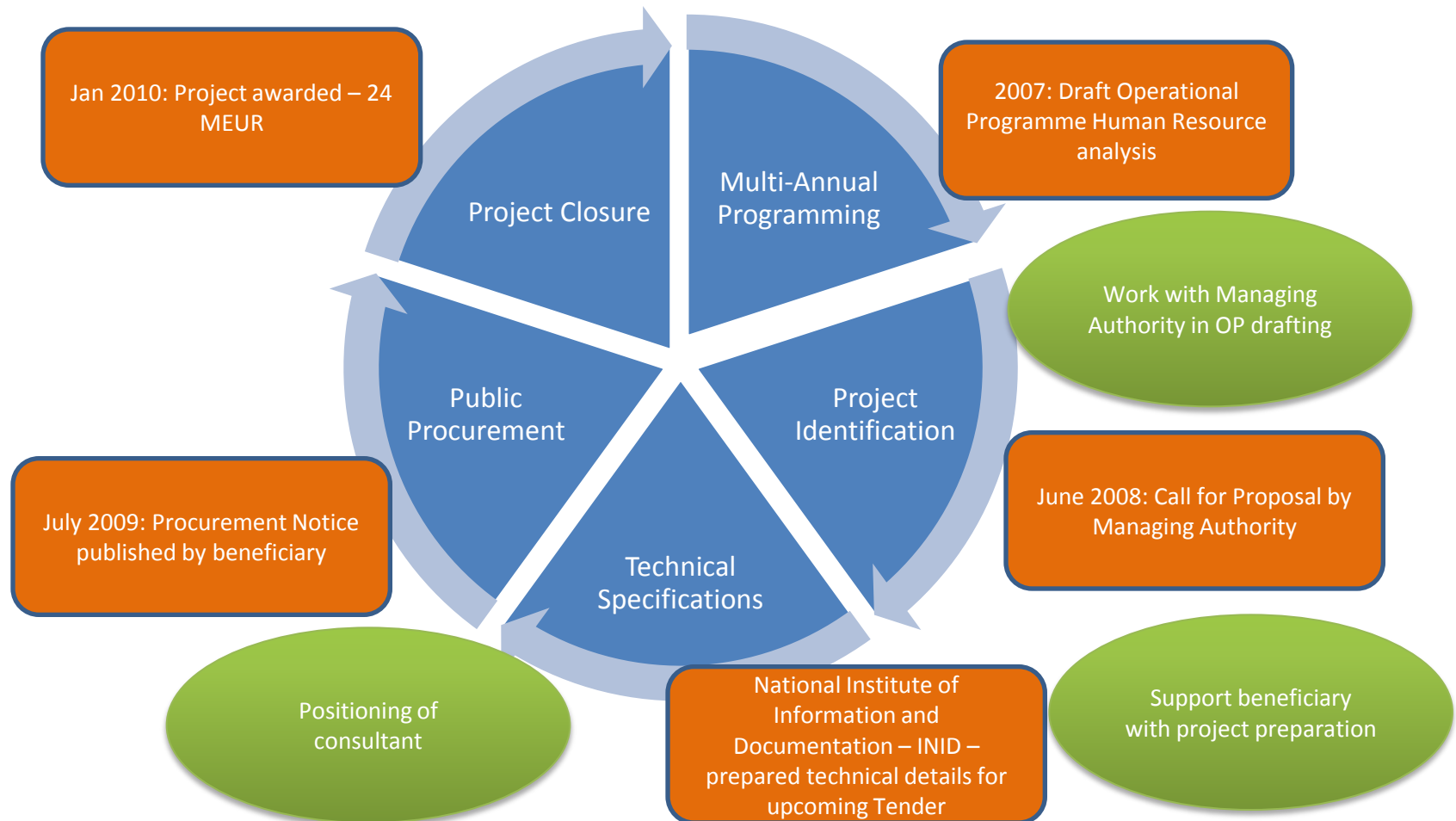
Very large number of beneficiaries

Working Languages: national

# EU Money Disbursement Model



**Country:** Romania  
**Project :** Digital Libraries





# Contact

Catalin Teoharie,  
Country Manager South Eastern Europe,  
Academic, Government and Corporate  
Elsevier B.V.

[c.teoharie@elsevier.com](mailto:c.teoharie@elsevier.com)

+40-723-390-757

